

My best thing today in sketchnotes

When Sacha Chua created her [awesome sketchnotes](#) I became fascinated with this way of visualizing understanding, and when later Asher Wolf wrote daily “Tell me your best thing today” (e.g. [2020-09-20](#)) I started to **sketch the best event from yesterday** every morning. Here you find many of the later sketches. They help me to remember what I enjoyed. To look at the past with a smile. I hope you like this glimpse into good memories.

I first tried this in [the first summer vacation during Corona \(2020\)](#). After that great experience I practiced it more and more consistently.

If this gets you to dare sketching or skribbling what you enjoyed the most, and if that helps you keep more happy memories, then my sketches make the world a slightly better place. I hope you have fun here!

My best thing today sketches inspired Sacha Chua, whose sketchnotes inspired me, to start [drawing Daily moments](#) with her kid! :-)

The most recently scanned sheet comes first, order inside the sheet is from top to bottom and left to right, except where it is not :-).

2025-04





2025-02



2025-01










2024-10



2024-09










2024-05











So

Erasmus!

Mo
reload
reload
reload
reload

Di
com-
passion

Mi
Tulcu
moted
syn chromial
prints
stak, wii...

Do
down
down
down
by the
vival

Fr
schlachten!

So
schlachten!

Mo
words that
ent unsaid

Di
Mathias

Mi
bank's
blood

Do
call
the
truth

Fr
different
person

So
B63
songs
+filk
to
the
win

Mo
Mithid
sassy book

Di
collective
free
recall

Fr
haus gbn lern

the
dying.

meet
again

the
kids

father

parties

family
in his
globe

blood
shed

union

teta

So

owning
DAM
@ etc.
market fails
instantly
grateful
thank you

So

different
person

So

Fr

Sa

Di

Mi

Do

Fr

The collage consists of numerous hand-drawn sketches and text elements:

- Top Left:** A drawing of a dog with the text "Lislan laut".
- Top Center:** A drawing of a person with the text "would like to - (kiss you)".
- Top Right:** The text "Dear Larian, thank you!" with an envelope icon.
- Middle Left:** A drawing of a person with the text "selbst-...".
- Middle Center:** A drawing of a person with the text "down by Kevin" and musical notes.
- Middle Right:** A large, dark, circular drawing with internal details.
- Bottom Left:** A drawing of a person with the text "Complais".
- Bottom Center:** A drawing of a person with the text "handeln mach ist für dich".
- Bottom Right:** A drawing of a person with the text "Please don't miss my way support you".
- Bottom Center:** A drawing of a person with the text "Schwuchel mepus".
- Bottom Left:** The text "LANGSAM 12+24 8 82+1" with a grid of colored dots.
- Bottom Right:** A drawing of a person with the text "was geht?".










2023-05












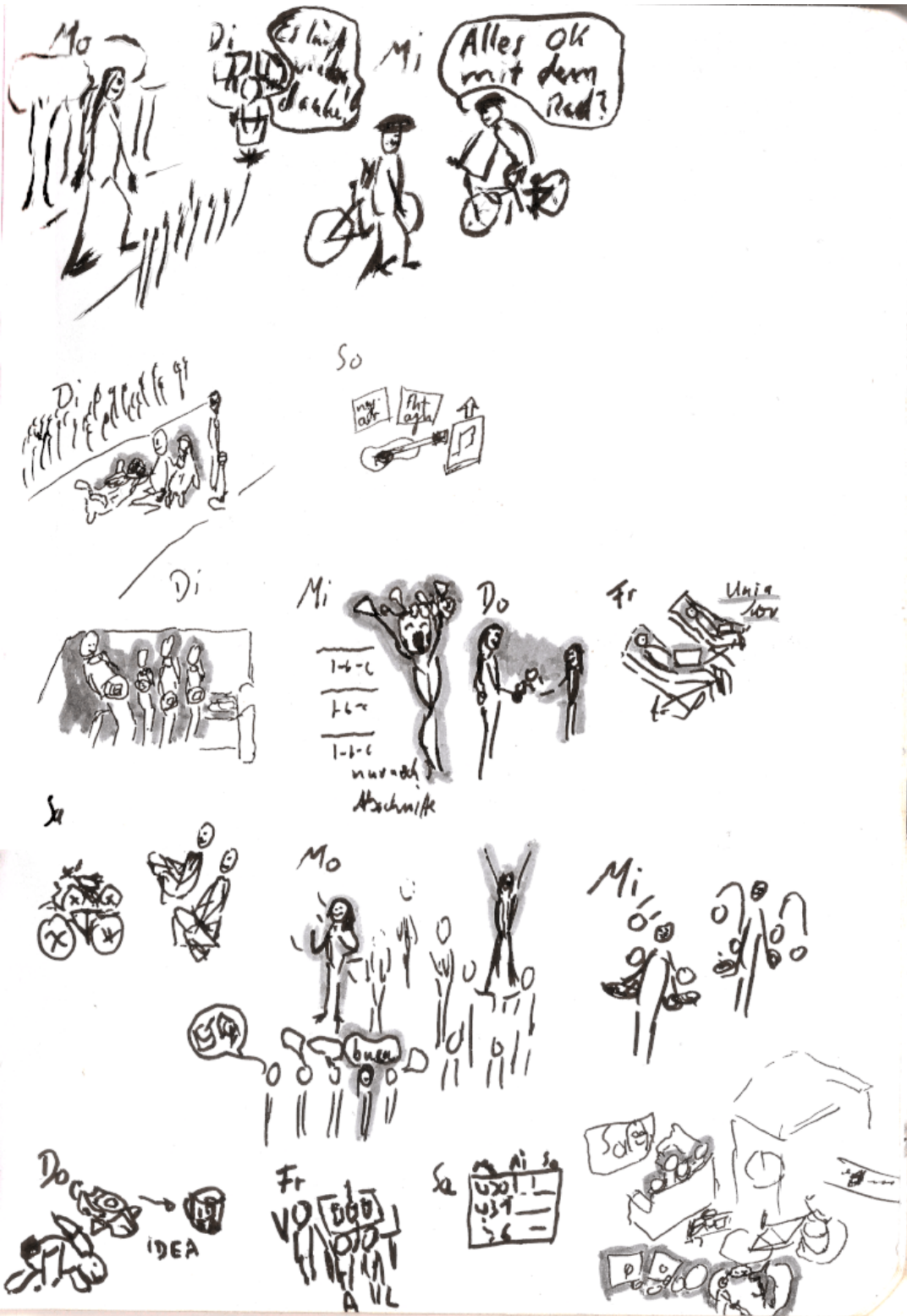




2022-10



2022-09





Materials

In the drawings from 2023-01 to 2024-01 (inclusive) I mostly used a 1.5 Pitt Artist Pen bullet nib, Black 199*** (Faber Castell). I started with brush pens, but found more and more that this plain 1.5 pen supports my drawing style even though it wasn't my first choice.

Since 2024-02 I mostly used a fude nib medium, Black 199*** which seems a good fit for the smaller scales I use and has more predictable thickness than the 1.5 bullet nib. I do not yet know whether I'll stick to it.

Highlights are mostly with [Pitt Artist Pen Brushes \(B\)](#): Cold Grey III 232***, Orange Glaze 113*** (sun orange), Chrome Yellow 109*** (earth yellow), Cobalt turquoise 154***, and May Green 170*** (grass green).

Details about choosing the colors (with a focus on colorblindness, being able to sketch different kinds of scenes with a small number of colors, and lightfastness) are written in [Farb-Ersatz](#) (in German).

*The *** or ** are a measure of lightresistance of the colors. *** is document-proof quality.*

Drawn in an A6 notebook.

But to take a decision about materials to use, don't only take this single experience. There are comparisons of many different pens online. For example

- [fine liner pen shootout](#) (missing the Faber Castell PITT Artist Pens) and
- [Tool Duel: Faber-Castell VS. Sakura Pigma Pens](#) (which adds the comparison between Faber-Castell PITT and Sakura Pigma) — thanks to this article and then direct testing in the store I nowadays have a Sakura 005 in addition to my Faber-Castell PITT pens and they go well together. Though I found out afterwards that nowadays there is also the [PITT fineliner XXS](#) which from my testing performs exactly like the Sakura 005, so the comparison might be a bit outdated. But Sakura nowadays has the [Micron 003](#), so the finer fineliner is likely still the one by Sakura.
- The only one as fine as the finest Sakura (that I know) is the refillable [rOtring isograph](#) I used in school to solve math homework in margin notes. *I got very lucky that my teacher accepted that.* By their description, it is even finer than the Sakura 003 (0.1mm vs. 0.15mm).

(this is just my personal take. I don't get any pay or similar for it.)

As an aside: I postprocess the scans with Gimp (color curves) and shrink the PNGs to half their size with `pngquant --speed=1`.